

READ FIRST!


Kensington®

Pocket KeyPad Calculator User Manual




Connecting your Pocket KeyPad Calculator

Connecting to a PC:

To connect to a	Do this:
USB port 	<ul style="list-style-type: none">• Plug the cable into your computer's USB port. You do not need to turn off your computer before connecting or disconnecting a USB device.• The keypad calculator must be plugged into your laptop port or a self powered hub for maximum performance.

Connecting to a Macintosh® computer:

To connect to a	Do this:
USB port 	<ul style="list-style-type: none">• Plug the cable into your computer's USB port. You do not need to turn off your computer before connecting or disconnecting a USB device.• The keypad calculator must be plugged into your laptop port or a self powered hub for maximum performance.

Key Functions

Key	Definition
MRC	<ul style="list-style-type: none">• First push, as MR key, transfers the contents of the memory register into the display register.• Second push, as MC key, clears the memory.
TAB	Specifies the number of decimal places for rounding.
%	Use this key in combination with arithmetic operator keys to perform percent, mark up, mark down, ration, and rate of change calculations.
MODE	Switches between calculator and keypad modes.
M-	Assign negative value to the number displayed before storing it into memory.
M+	Assign positive value to the number displayed before storing it into memory.
+/-	Switches the sign of the displayed value between positive (+) and negative (-).
SEND	Send the calculation result to host computer.

Key	Definition
NumLock CE/AC	<p>In Keypad Mode: this key is Num Lock key.</p> <p>In Calculator Mode:</p> <ul style="list-style-type: none">• First push, it sets the power on and displays "0".• After making a digit entry, a first push will clear the entry register.• If for some reason you decide to stop making digit entries, a subsequent second push will clear the operating register.
BS	<p>Keypad mode: back space function.</p> <p>Calculator mode: deletes the far right digit by shifting the display value to the right.</p>



Registering Online

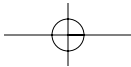
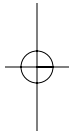
Take a minute to register your Kensington input device. Registered customers are eligible to receive free technical support, notification of new products, and software updates. To register, start your Web browser and go to:
<http://www.kensington.com/register>

Technical Support

Technical support is available to all registered users of Kensington products. There is no charge for technical support except long distance charges where applicable. Technical Support Contact information can be found on page 11 of this manual.

Technical Support Tips

- You may find the answer to your problem in the Frequently Asked Questions (FAQs) in the Support area of the Kensington Web site <http://www.kensington.com>.
- Call from a phone where you have access to your computer.
- Please be prepared to provide the following information:
 - Name, address and telephone number
 - The name of the Kensington product
 - Make and model of your computer
 - Your system software and version
 - Symptoms of the problem and what led to them



1-Year Warranty

KENSINGTON TECHNOLOGY GROUP ("KENSINGTON") warrants this PRODUCT against defects in material and workmanship under normal use and service for one year from the original date of purchase. KENSINGTON, at its option, shall repair or replace the defective unit covered by this warranty. Please retain the dated sales receipt as evidence of the date of purchase. You will need it for any warranty service.

In order to keep this warranty in effect, the product must have been handled and used as prescribed in the instructions accompanying this warranty. This warranty does not cover any damage due to accident, misuse, abuse, or negligence. This warranty is valid only if the product is used on the computer or system specified on the product box. Please check product box for details, or call technical support.

Repair or replacement, as provided under this warranty, is your exclusive remedy. KENSINGTON shall not be liable for any incidental or consequential damages. Implied warranties of

merchantability and fitness for a particular purpose on this product are limited in duration to the duration of this warranty. Some states/countries do not allow the exclusion or limitation of incidental or consequential damages, so the above limitation or exclusion may not apply to you. Some states/countries do not allow limitations on how long an implied warranty lasts, so the above limitation may not apply to you. This warranty gives you specific legal rights, and you may also have other rights that vary from state to state and country to country.

Federal Communications Commission Radio Frequency Interference Statement

Note: This device has been tested and found to comply with the limits for a Class B digital device, pursuant to Part 15 of the FCC Rules. These limits are designed to provide reasonable protection against harmful interference in a residential installation. This equipment generates, uses and can radiate radio frequency energy and, if not installed and used in accordance with the instructions, may cause harmful interference to radio communications.

MODIFICATIONS: Modifications not expressly approved by Kensington may void the user's authority to operate the device under FCC regulations and must not be made.

SHIELDED CABLES: In order to meet FCC requirements, all connections to equipment using a Kensington input device should be made using only the shielded cables provided.

Declaration of Conformity Compliance Statement for Kensington Pocket KeyPad Calculator

This Kensington device complies with Part 15 of the FCC Rules. Operation is subject to two conditions: (1) This device may not cause harmful interference, and, (2) this device must accept any interference received, including interference that may cause undesired operation. As defined in Section 2.909 of the FCC Rules, the responsibility party for this device is:
Kensington Technology Group, 2000 Alameda de las Pulgas,
Second Floor, San Mateo, CA 94403 USA, 650-572-2700.

Contacting Kensington

Troubleshooting information and answers to frequently asked questions are available 24 hours a day on the Kensington Web site at support.kensington.com.

Support by Telephone

Technical Support is available by telephone.
Please visit www.kensington.com for hours.
US 800-235-6708 or 650-572-2700
Fax 650-572-9675
Canada 800-535-4242
Mexico 52(55)5384-0620



Kensington Technology Group
2000 Alameda de las Pulgas, Second Floor
San Mateo, CA 94403
www.kensington.com

ACCO Europe PLC
Nepicar House, London Road
Wrotham Heath, Sevenoaks Kent TN15 7RS, UNITED KINGDOM

ACCO Canada Inc., 5 Precidio Court
Brampton, Ontario L6S 6B7 CANADA

© 2003 Kensington Technology Group, a division of ACCO Brands, Inc. 02/03. All Rights Reserved.
Kensington is a registered US trademark of ACCO World Corporation with registration pending
in other countries throughout the world. Mac and Macintosh are registered trademarks of
Apple Computer, Inc. All other registered and unregistered trademarks are the property of their
respective owners.

901-0460-00